



Bislama Measles Community Toolkit

Resources and Engagement Guide

Te Kāwanatanga o Aotearoa
New Zealand Government

Health New Zealand
Te Whatu Ora

Protecting our families and community against measles



Introduction from the Director of Pacific Public Health

Health New Zealand | Te Whatu Ora (Health NZ) has released a new set of Pacific language measles awareness resources to support, build resilience and confidence amongst Pacific families and communities about measles.

Measles is very contagious, which means it can spread easily between people who are not immune.

Together as families and communities, we can take steps including promoting positive talanoa and discussions about how people can protect themselves against measles and how they can access trusted immunisation information and support.

The community toolkit and resources have been created to promote supported talanoa, discussions and awareness raising about measles.

We acknowledge the lived realities people and families experience and the complexities that exist within immunisation decision-making and hope the resources will be of value to our diverse Pacific communities in Aotearoa New Zealand.

We would like to thank our amazing Pacific clinicians and community leaders who have partnered with us to create these resources. We also thank you for your ongoing support to help protect our communities against measles.

Director of Pacific Public Health – Api Poutasi
National Public Health Service

What is in the Community Toolkit and who should use it?

This toolkit contains links to Bislama language resources about measles and the MMR (measles, mumps and rubella) vaccine including:

- a series of videos featuring clinicians answering common questions
- social media tiles and story content
- print ready posters
- email signature banners

These resources have been created to support individuals, whānau and Bislama communities' efforts in building trust, confidence and in raising awareness of the risks of measles and the protective benefits of immunisation.

Please use and share these resources through your networks. They can be freely used by individuals, whānau, groups, churches, communities and organisations."

Video Content

A series of video resources filmed in Bislama language featuring our amazing Bislama clinicians and leaders answering the following key questions:

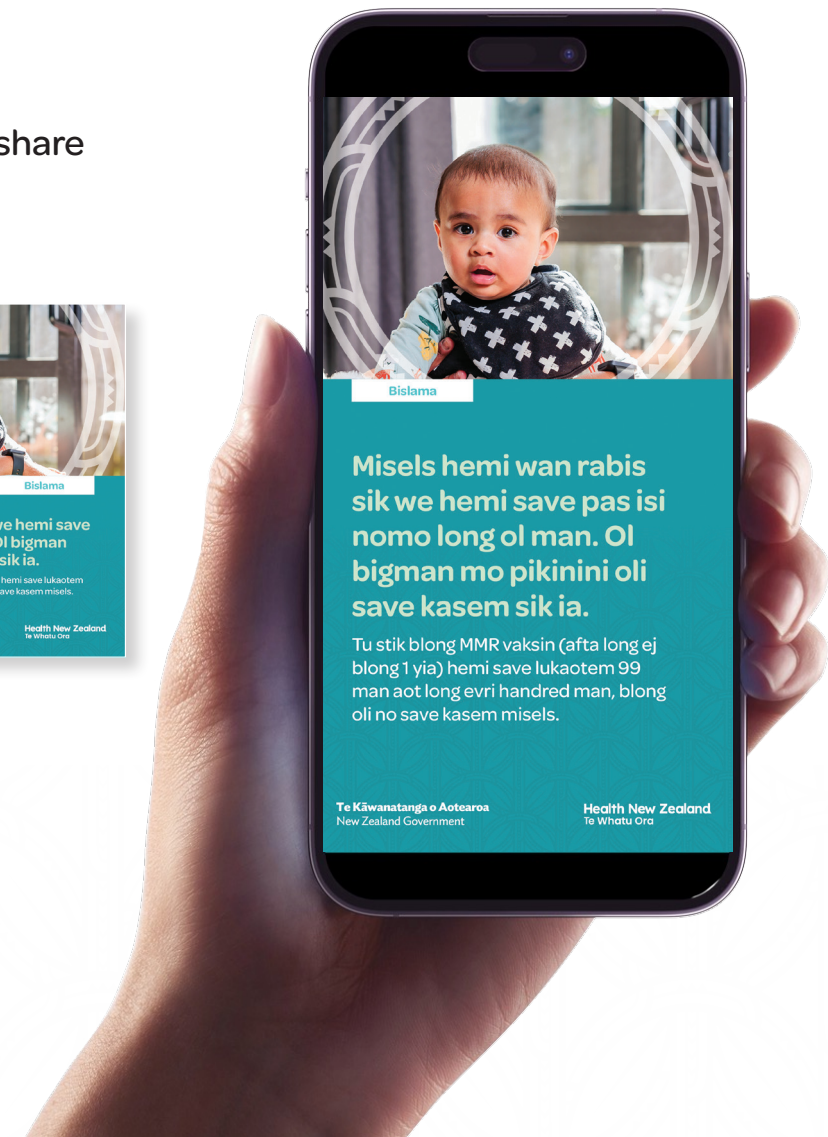
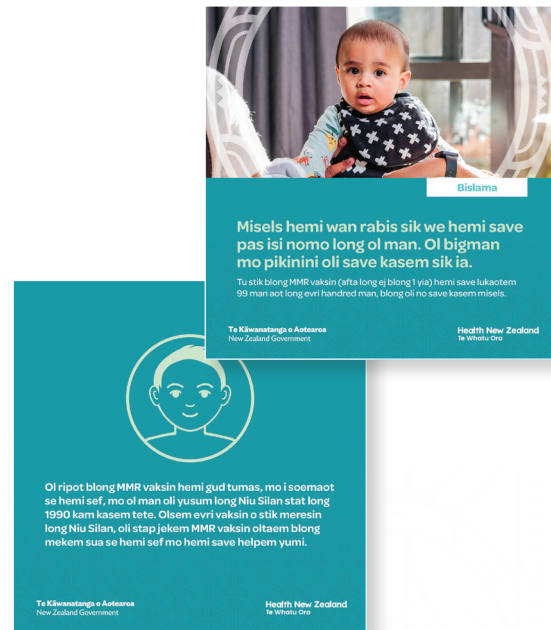
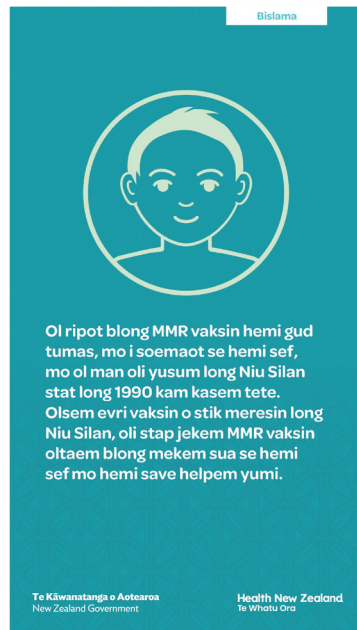
1. What is the measles and why is it concerning?
2. What are the symptoms and what do I do if my child or a family member has them?
3. What is the measles vaccine and what does it do?
4. Is the vaccine safe?
5. If there is measles in the community, is there anything I should know?
6. Where can I get more info about measles and the vaccine?



Help share the videos to raise measles awareness or use the questions to support further measles talanoa or discussion after watching the videos.

Social Media Resources

A range of social media tiles and story content for you to share and use throughout your social media channels.





Bislama

Misels hemi wan rabis sik we hemi save pas isi nomo long ol man. Ol bigman mo pikinini oli save kasem sik ia.

Tu stik blong MMR vaksin (afta long ej blong 1 yia) hemi man aot long evri oli no save kasem

Te Kāwanatanga o Aotearoa
New Zealand Government



Bislama

Misels hemi wan rabis sik we hemi save pas isi nomo long ol man. Ol bigman mo pikinini oli save kasem sik ia.

Tu stik blong MMR vaksin (afta long ej blong 1 yia) hemi save lukaotem 99 man aot long evri hundred man, blong oli no save kasem misels.

Te Kāwanatanga o Aotearoa
New Zealand Government

Health New Zealand
Te Whatu Ora

Bislama

MMR vaksin hemi fri blong evriwan long Niu Silan we oli no kasem 18 yia yet. Hemi blong evriwan, we oli gat eni kaen visa.

Yu save mekem apoenmen blong kasem stik ia long farmasi, dokta blong yu, nes o hospital. Go long peja ia info.health.nz/bookavaccine blong lukluk lis blong ol ples we yu save kasem stik long eria blong yu.

Bislama

Eni man mo woman we oli bon afta long yia 1969 we oli no bin kasem tu stik blong misels afta long ej blong 1 yia i go antap, o sipos oli no save tingbaot se oli bin kasem sik ia misels finis o no, hemi gud sipos oli go karem stik ia Measles, Mumps and Rubella (MMR) [Misel, Mamps mo Rubella (MMR)].

Sipos yu kasem ol ekstra o moa stik blong MMR, hemi sef nomo. Hemi no sef nomo blong olgeta we oli gat bel, o olgeta we oli immuno-compromised [bodi i no save faetem ol sik]. Plis toktok wetem

Bislama



Ol ripot blong MMR vaksin hemi gud tumas, mo i soemaot se hemi sef, mo ol man oli yusum long Niu Silan stat long 1990 kam kasem tete. Olsem evri vaksin o stik meresin long Niu Silan, oli stap jekem MMR vaksin oltaem blong mekem sua se hemi sef mo hemi save helpem wumi

Bislama

MMR vaksin hemi fri blong evriwan long Niu Silan we oli no kasem 18 yia yet. Hemi blong evriwan, we oli gat eni kaen visa.

Yu save mekem apoenmen blong kasem stik ia long farmasi, dokta blong yu, nes o hospital. Go long peja ia info.health.nz/bookavaccine blong lukluk lis blong ol ples we yu save kasem stik long eria blong yu.

Te Kāwanatanga o Aotearoa
New Zealand Government

Health New Zealand
Te Whatu Ora

Bislama

Eni man mo woman we oli bon afta long yia 1969 we oli no bin kasem tu stik blong misels afta long ej blong 1 yia i go antap, o sipos oli no save tingbaot se oli bin kasem sik ia misels finis o no, hemi gud sipos oli go karem stik ia Measles, Mumps and Rubella (MMR) [Misel, Mamps mo Rubella (MMR)].

Sipos yu kasem ol ekstra o moa stik blong MMR, hemi sef nomo. Hemi no sef nomo blong olgeta we oli gat bel, o olgeta we oli immuno-compromised [bodi i no save faetem ol sik]. Plis toktok wetem dokta blong yu.

info.health.nz/measles

Health New Zealand
Te Whatu Ora

Bislama



Ol ripot blong MMR vaksin hemi gud tumas, mo i soemaot se hemi sef, mo ol man oli yusum long Niu Silan stat long 1990 kam kasem tete. Olsem evri vaksin o stik meresin long Niu Silan, oli stap jekem MMR vaksin oltaem blong mekem sua se hemi sef mo hemi save helpem wumi.

Te Kāwanatanga o Aotearoa
New Zealand Government

Health New Zealand
Te Whatu Ora

Poster Resources

To support wider talanoa, promotion and engagement, we have posters available in A4 & A3 formats for you to print out and place in reception areas, church and community halls, window fronts, on notice boards, etc.

Bislama

Misels hemi wan rabis sik we hemi save pas isi nomo long ol man. Ol bigman mo pikinini oli save kasem sik ia.

Tu stik blong MMR vaksin (afta long ej blong 1 yia) hemi save lukaotem 99 man aot long evri handred man, blong oli no save kasem misels.

Blong kasem moa infomesen long saed blong lukaotem yu agensem sik misel, go long info.health.nz/measles o ringim Vaccination Helpline 0800 28 29 26.

Helpline ia hemi open long 8.30am kasem 5pm, Mandei kasem Firaidei (De kloo long ol pabli holiday). I gat ol tradakta we oli save helpem yu, mo yu save sik silong long wea adreasa blong Misel, wea adreasa blong ol otuabiti o yutum NZ Rata.

Te Kāwanatanga o Aotearoa
New Zealand Government info.health.nz/measles Health New Zealand
Te Whatu Ora

Bislama

Misels hemi wan rabis sik we hemi save pas isi nomo long ol man. Ol bigman mo pikinini oli save kasem sik ia.

Tu stik blong MMR vaksin (afta long ej blong 1 yia) hemi save lukaotem 99 man aot long evri handred man, blong oli no save kasem misels.

Blong kasem moa infomesen long saed blong lukaotem yu agensem sik misel, go long info.health.nz/measles o ringim Vaccination Helpline 0800 28 29 26.

Helpline ia hemi open long 8.30am kasem 5pm, Mandei kasem Firaidei (De kloo long ol pabli holiday). I gat ol tradakta we oli save helpem yu, mo yu save sik silong long wea adreasa blong Misel, wea adreasa blong ol otuabiti o yutum NZ Rata.

Te Kāwanatanga o Aotearoa
New Zealand Government info.health.nz/measles Health New Zealand
Te Whatu Ora

Email Banners

We've developed email signature banners which you are welcome to use and share – please link the email signature banner image through to the official Health New Zealand landing page – info.health.nz/measles for more information.



How can I help?

Please Share This Content Online

Share and amplify the content to raise awareness:

- Share videos and social media resources on your social media channels
- Include a link to info.health.nz/measles for more information in your newsletters and communications
- Like, comment, and share with your networks



Help us champion safe spaces online:

We're grateful to our amazing Pacific clinicians and community leaders helping us promote wellness in our communities. If you manage social media channels and reshare the content please help us maintain a safe and respectful space online. Our social media moderation team is active daily on Health New Zealand social media channels, but your support is vital.

- Write positive comments to outweigh any negative sentiments
- If you are sharing from a Facebook business page, consider enabling Moderation Assist
- If your Facebook comments cannot be closely monitored, consider turning comments off

How do I access the resources?

Downloading the resources

All resources can be accessed through the links below. If you require any assistance, please do not hesitate to reach out.



[In-language Videos](#)



[Social Assets](#)



[Email Signatures](#)



[Posters](#)

Let us know if you need help accessing
resources or have questions.

Email:

pacificpublichealth@tewhatuora.govt.nz
alexa.masina@tewhatuora.govt.nz

Te Kāwanatanga o Aotearoa
New Zealand Government

Health New Zealand
Te Whatu Ora